

## • Safety Notice

Please read these instructions carefully to insure proper use of your device.

1. Please check all warning labels and all markings on this device.
2. Do not expose this device to water or excessive heat.
3. Do not place any foreign objects in the device.
4. Do not attempt to repair the device or open the unit as this will void the warranty.

## • ABOUT THIS PRODUCT

This Digital to Analog/ Analog to Digital combo audio converter is designed for either home or professional audio switching. It converts coaxial or optical digital audio input to analog stereo output over RCA or 3.5mm mini jack, and also can convert analog audio signals to digital audio signals, it can convert in either direction.

## • Features

1. Supports coaxial or optical digital audio to analog stereo audio
2. Supports analog stereo audio to coaxial or optical digital audio
3. Supports 2 channels LPCM digital audio signal output
4. Supports 32, 44.1, 48, 96, 128 and 192kHz sampling rate when digital to analog, 48kHz sampling rate when analog to digital.
5. Plug and play

## • Package Contents



Combo audio converter x1pc

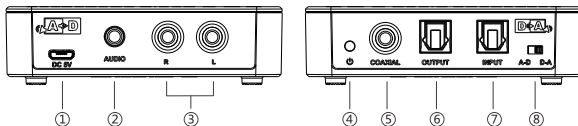


DC5V/0.5A power adapter x1pc



User manual x1pc

## • Panel Description

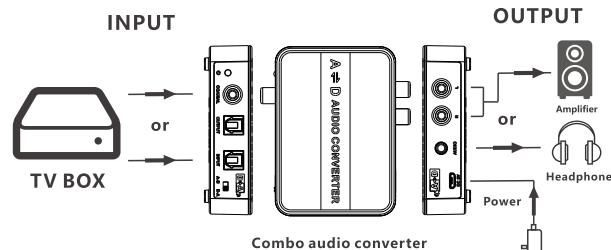


|   |         |                                             |
|---|---------|---------------------------------------------|
| ① | DC 5V   | Input DC5V power                            |
| ② | AUDIO   | Input/Output analog stereo audio signals    |
| ③ | R/L     | Input/Output R/L analog audio signals       |
| ④ | ⏻       | To indicates the power status of the device |
| ⑤ | COAXIAL | Input/Output coaxial digital audio signals  |
| ⑥ | OUTPUT  | Output optical digital audio signals        |
| ⑦ | INPUT   | Input optical digital audio signals         |
| ⑧ | A-D/D-A | Dial to switch input and output             |

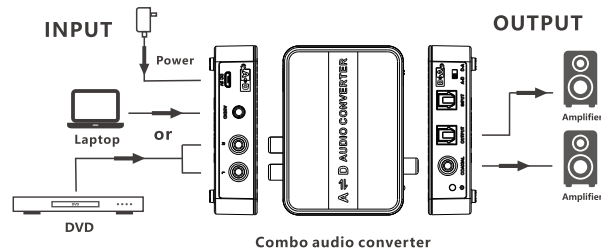
## • Installation Procedures

### 1. Connection

#### Mode one: Digital to Analog



#### Mode two: Analog to Digital



## 2. Connection instruction

- 1) When the Analog Audio switch is on "D-A" side, connect input coaxial or optical digital audio from the **D/A** side, output analog stereo audio over R/L or 3.5mm mini jack from the **A+D** side.
- 2) When the Analog Audio switch is on "A-D", connect input stereo audio over R/L or 3.5mm mini jack from the **A+D** side, output coaxial or optical digital audio from the **D/A** side.
- 3) Plug the power supply into the device to get started.

### Note:

1. Use 3.5mm audio cable to connect the 3.5mm mini stereo jack.
2. Use RCA audio cable to connect the R/L audio jack.
3. Use coaxial cable to connect the coaxial digital audio interface.
4. Use optical fiber cable to connect the S/PDIF.
5. When using analog audio input, both coaxial and optical digital audio outputs can be used simultaneously.

## • FAQ

Q: Can I use the digital to analog conversion and analog to digital conversion at the same time?

A: Sorry, this unit only supports one conversion at a time, you can use it separately.

Q: Why is there no audio output?

A: 1) Please check and make sure all the cables are well connected.

2) Only one input is connected.

3) When using digital audio input, there is only one analog audio output connected.

## • Specifications

| Items                 |                                               | Specifications                                                                     |
|-----------------------|-----------------------------------------------|------------------------------------------------------------------------------------|
| Power supply          | Voltage/Current                               | DC5V/0.5A                                                                          |
|                       | Power consumption                             | < 1W                                                                               |
|                       | Power port                                    | Micro USB                                                                          |
| Technical parameters  | Input digital sampling rate                   | 32kHz, 44.1kHz, 48kHz, 96kHz, 128kHz, 192kHz                                       |
|                       | Output digital sampling rate                  | 48kHz                                                                              |
|                       | Analog audio format                           | Stereo                                                                             |
|                       | I/O interfaces                                | 3.5mm*1, R/L *1, coaxial*1                                                         |
|                       | Input interfaces                              | S/PDIF*1                                                                           |
|                       | Output interfaces                             | S/PDIF*1                                                                           |
| Protection level      | Electrostatic protection of the whole machine | 1a Contact discharge level 3<br>1b Air discharge level 3<br>Standard: IEC61000-4-2 |
| Operating environment | Working temperature                           | 0 ~ 60°C(32°F to 140°F)                                                            |
|                       | Storage temperature                           | -10 ~ 70°C(-4°F to 158°F)                                                          |
|                       | Humidity (non-condensing)                     | 0 ~ 90% relative humidity                                                          |
| Body properties       | Dimensions                                    | 61.50(W) × 55.00(D) × 20.00(H)mm                                                   |
|                       | Housing                                       | ABS                                                                                |
|                       | Color                                         | Black                                                                              |
|                       | Weight                                        | 50g                                                                                |

## Disclaimer

The product name and brand name may be registered trademark of related manufacturers. TM and ® may be omitted on the user manual. The pictures on the user manual are just for reference, and there may be some slight difference with the real products.

We reserve the rights to make changes without further notice to a product or system described herein to improve reliability, function or design.

# DIGITAL TO ANALOG / ANALOG TO DIGITAL COMBO AUDIO CONVERTER

## USER MANUAL

